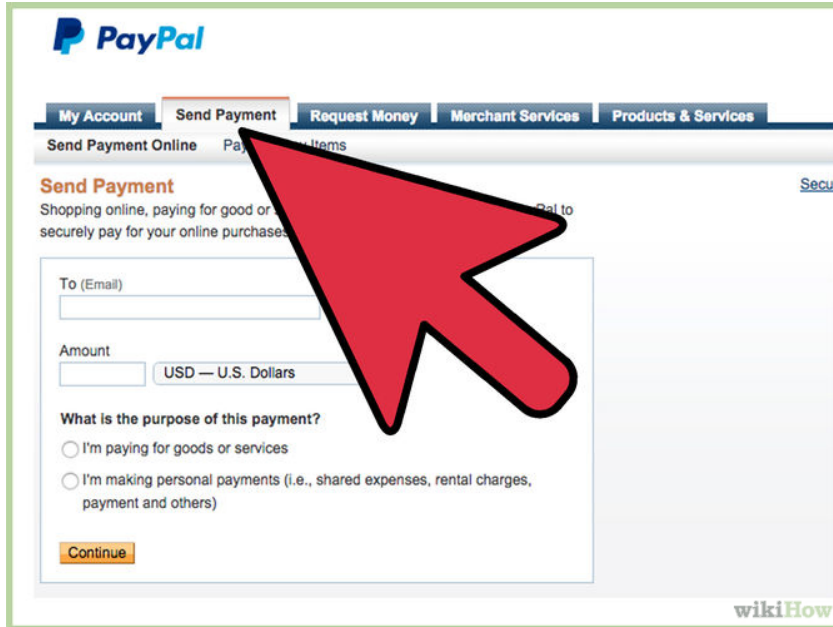


# HOW to Send Money Transfers to Someone Else's PayPal Account

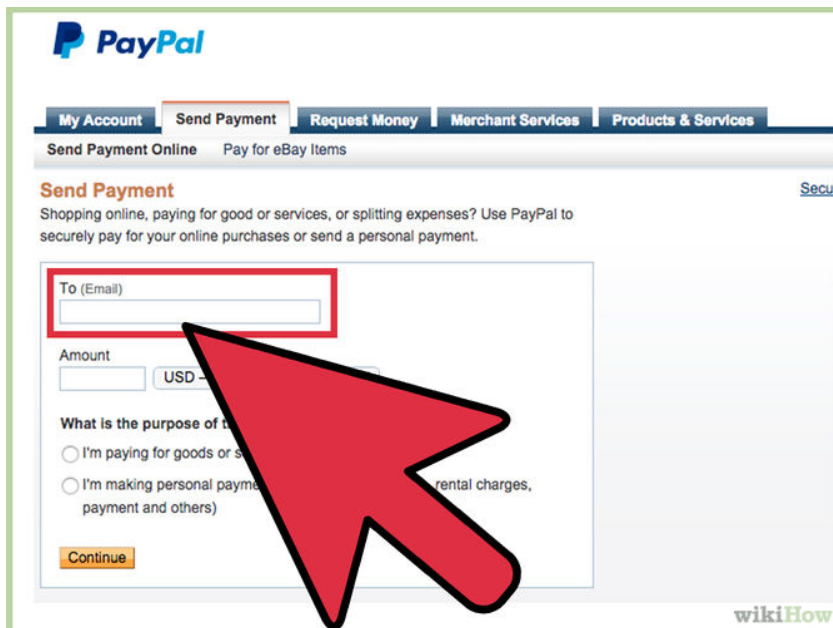
**SEE ALSO:**

<https://www.paypal.com/webapps/mpp/send-money-online>

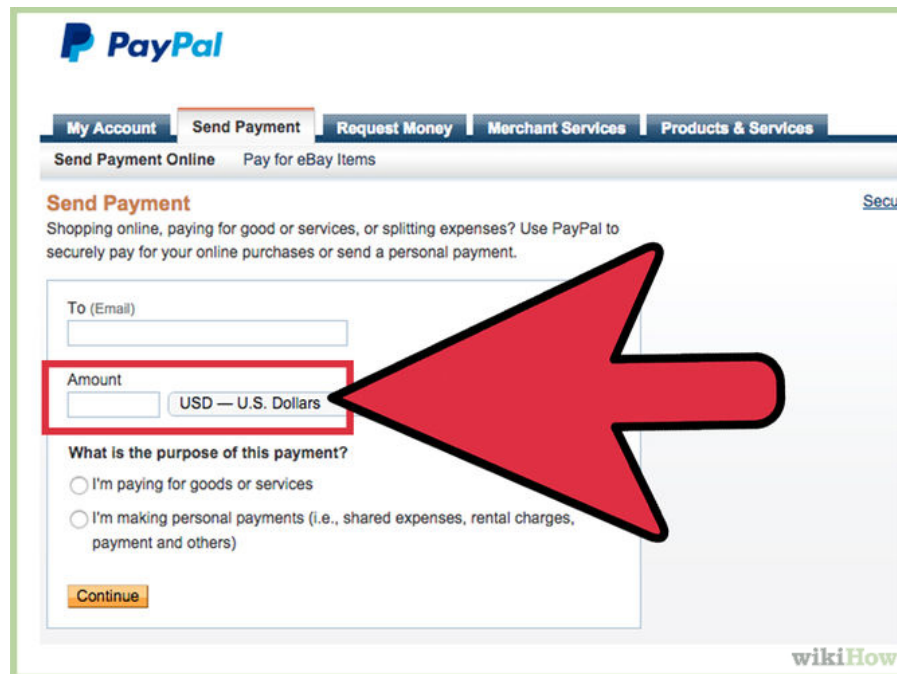
1. Pick the "Send Money" link from your PayPal account page.



2. Enter the recipient's email address or mobile phone number (Peggy@StitchingGirlsSociety.org).

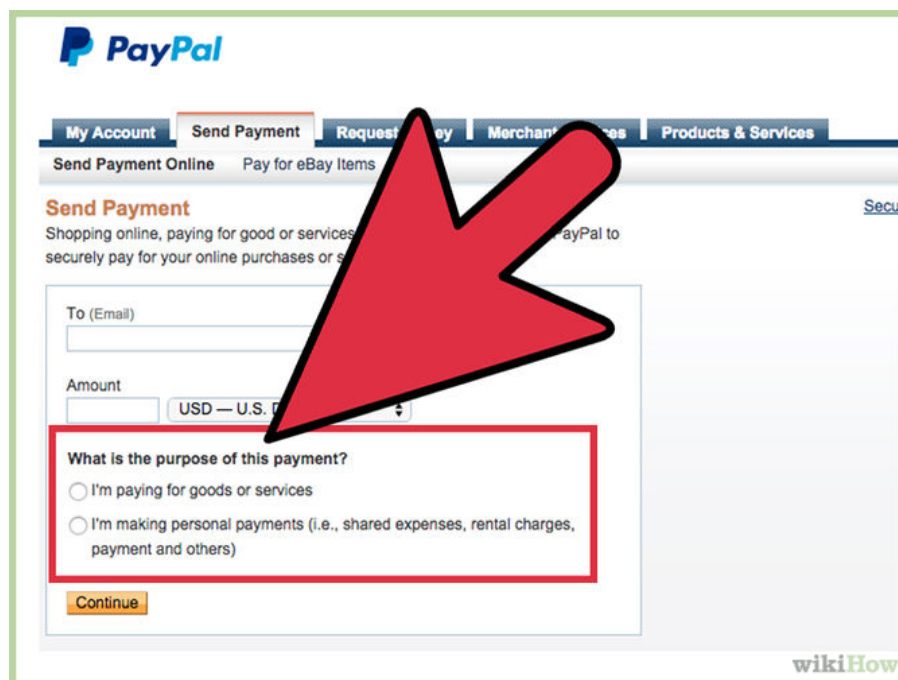


3. Fill in the amount you want to send to the person and choose the currency, such as U.S. dollars.



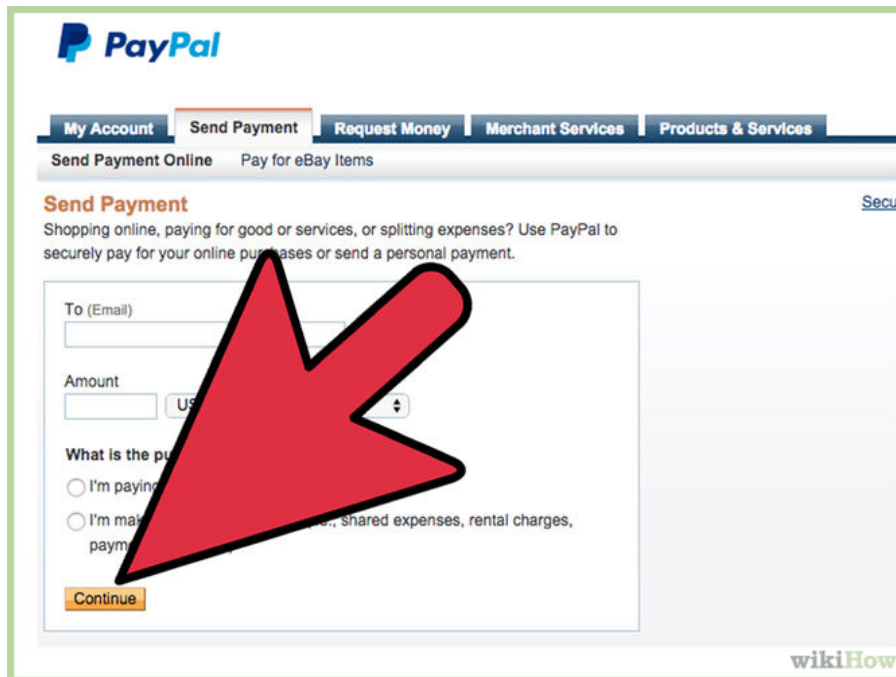
The screenshot shows the PayPal 'Send Payment' interface. The 'Send Payment' tab is selected in the top navigation bar. Below the navigation bar, there are links for 'Send Payment Online' and 'Pay for eBay Items'. The main heading is 'Send Payment' with a 'Secure' link. A descriptive sentence follows: 'Shopping online, paying for good or services, or splitting expenses? Use PayPal to securely pay for your online purchases or send a personal payment.' The form contains a 'To (Email)' field, an 'Amount' field, and a currency dropdown menu currently set to 'USD — U.S. Dollars'. A large red arrow points to the 'Amount' field. Below these fields is a section titled 'What is the purpose of this payment?' with two radio button options: 'I'm paying for goods or services' and 'I'm making personal payments (i.e., shared expenses, rental charges, payment and others)'. A 'Continue' button is located at the bottom left of the form. The 'wikiHow' logo is visible in the bottom right corner.

4. Select the reason for sending the money. You can put that it is for a purchase or note that the money transfer is for another purpose, such as sending someone a birthday gift.



This screenshot is similar to the one above, showing the PayPal 'Send Payment' form. The 'Send Payment' tab is selected. The 'To (Email)' and 'Amount' fields are visible, with the currency set to 'USD — U.S. Dollars'. A large red arrow points to the 'What is the purpose of this payment?' section, which contains two radio button options: 'I'm paying for goods or services' and 'I'm making personal payments (i.e., shared expenses, rental charges, payment and others)'. A 'Continue' button is at the bottom left. The 'wikiHow' logo is in the bottom right corner.

5. Review the payment information and confirm the recipient's email address or phone number. You may also include a note with the transfer, such as "Happy Birthday!" PayPal will notify people via email or cell phone when it adds money transfers to their PayPal accounts.



Copied from [http://www.wikihow.com/Use-PayPal-to-Transfer-Money#Send Money Transfers to Someone Else.27s PayPal Account sub](http://www.wikihow.com/Use-PayPal-to-Transfer-Money#Send%20Money%20Transfers%20to%20Someone%20Else.27s%20PayPal%20Account%20sub)

SEE ALSO:

<https://www.paypal.com/webapps/mpp/send-money-online>